

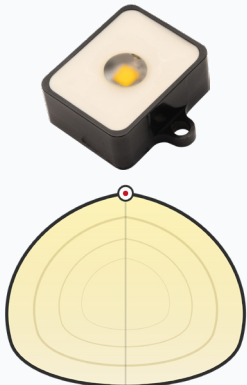


The Micro Series

Garden Light LED's Micro Series delivers precision landscape lighting in an exceptionally compact form. CNC-machined and just 1.25" wide, these low-profile LED luminaires are built to disappear into the design while putting light exactly where it's needed. With five distinct beam patterns, the Micro Series gives designers and installers flexible solutions for railings, steps, water features, benches, architectural details, and other tight-space applications.

Micro Max Standard Flood

Ideal for railings, water features, ceiling beam downlighting, walkways, decks, gazebos, statues, planters, lanais, fences, fire pits and benches.



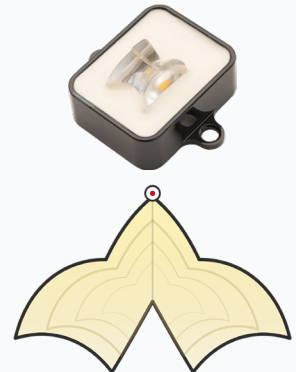
Owl Long linear beam

Ideal for benches, countertops, stonewalls, and garages.



Ram V-shaped beam

Ideal for ceiling beam downlighting and gazebos.



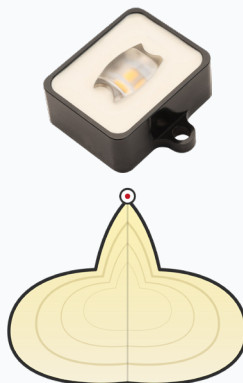
Rock Forward + down beam

Ideal for shrubs, statues.



Tiger Eye Rectangular beam

Ideal for railings and walkways.



MICRO SERIES SPECS

Power

2W per fixture

Output

84-102 lumens, depending on beam pattern

Optics

5 application-specific beam spreads

Construction

CNC-machined aluminum or brass

Size

(L x W x H): 1.25" x 1.00" x 0.56"

Learn more

gardenlightled.com/outdoor/outdoor-landscape-lighting/micro-series/